.....2

.....7

.....11

.....51

.....75

.....84

.....92

.....93

2025

ELECTROLUX

500

500

BorgWarner

NIDEC CORPORATION

Bosch und Siemens Hausgeräte GmbH

BSH

TTI

Techtronic Industries Co.,Ltd.

Arçelik

500 KOC

GEA

Versuni

HILTI

CNAS	China National Accreditation Service for Conformity Assessment
ERP	Enterprise Resource Planning
PLM	
CRM	
WMS	WMS
SRM	SRM

			002402
	Shenzhen H&T Intelligent Control Co.,Ltd.		
	H&T INTELLIGENT		
	6 D 10 1010-1011		
	518057		
	6 D 10 1010-1011		
	518057		
	www.szhittech.com		
	het@szhittech.com		

	6 D 10 1010-1011	6 D 10 1010-1011
	0755-26727721	0755-26727721
	0755-26727137	0755-26727137
	het@szhittech.com	het@szhittech.com

	https://www.szse.cn/index/index.html
	http://www.cninfo.com.cn

	20 1 20

□ ☑

□ ☑

□ ☑

	2025	2024		2023
	10,722,317,671.64	9,659,390,712.51	11.00%	7,507,419,674.05
	663,431,525.52	364,288,849.01	82.12%	331,428,465.58
	635,630,210.33	342,072,513.50	85.82%	294,849,564.15
	527,398,750.39	629,897,392.24	-16.27%	361,059,098.53
/	0.723	0.4008	80.39%	0.3562
/	0.7143	0.4008	78.22%	0.3562
	11.64%	7.93%	3.71%	7.53%
	2025	2024		2023
	14,665,754,325.34	11,970,554,542.52	22.52%	9,964,685,431.02
	6,712,718,411.79	4,682,172,150.80	43.37%	4,543,387,679.50

□ ☑

□ ☑

☐ ☑

☐ ☑

	2,585,114,300.36	2,860,944,022.54	2,823,568,398.55	2,452,690,950.19
	169,395,756.59	184,294,006.44	249,215,189.37	60,526,573.12
	161,749,040.30	184,912,205.63	221,385,505.87	67,583,458.53
	67,922,614.37	79,327,284.52	293,974,722.15	86,174,129.35

☐ ☑

☑ ☐

	2025	2024	2023

“ ” “ ” AI

BMS

“ ” “

”

BG BU

BG

BG

BU

“ ”

“ ”

AI

2025 20,588

2024 4.13%

2025 42,826 12.50%

AI

“ ”

“ ”

BSH ARCELIK TTI HILTI

“ ”

AIoT

HMI AI

PLM OA CRM SRM SAP

JIT

MES( ) WMS

“

” AVL

“ ” “ ” BSH“ ” “ ”

1

107.22 11.00% 103.18 9.21%

1.76% 0.71%

2

6.63 82.12% 6.36 85.82% 6.09 60.75%

5.88 62.13%

3

8.32% 0.30%
3.61% 0.57%

7.18 16.07%
6.87% 0.26%

4

16.27%

1

68.63 12.

“ ”

Arçelik GEA Versuni

HMI AI

2025 “

” BSH“ ” “ ”

“ + ”

2

TTI HILTI

10.05

0.28%

,

AI

BMS “ ”

+ “ + ”

3

10,317,694,711.42	8,464,275,573.35	17.96%	9.21%	8.26%	0.71%
404,622,960.22	110,561,884.91	72.68%	91.28%	44.79%	8.78%
6,862,868,506.60	5,697,948,419.84	16.97%	12.62%	10.33%	1.72%
1,004,921,966.52	847,970,022.50	15.62%	-0.28%	0.93%	-1.01%
1,276,039,311.91	978,756				

		2025		2024		
		7,345,656,022.15	86.78%	6,784,745,468.82	86.78%	8.27%

	2025		2024		
	5,697,948,419.84	67.70%	5,164,499,702.74	66.74%	10.3

2.

B

HMI

1

2 AI

à à à ‘

	AI AI		2. AI AI	
	SoC IVI		1. 2. UI IVI 3.	
HOD	HOD		1. HOD 2. 3. ASPICE CL2	HOD
HOD	HOD		1. HOD 2. 3. ASPICE CL2	HOD
	EC LC PDLC		1. EC LC PDLC 2. 3.	EC -

OTA

1.

2.

MCU
FOC
PMSM

1.

2.

PEPS

1. PEPS
ECU
BCM ECU

PEPS

2. MCU OTA
MCU
BCM AB bank

MCU

3.

	962	881	9.19%
	129	126	2.38%
	16	10	60.00%
	440	419	5.01%

1	54,870.68	50.15%
2	23,606.77	62.03%

☐ ☑

☑ ☐

	426,789,783.43	2.91%	265,092,825.68	2.21%	0.70%
	78,791,729.81	0.54%	86,793,561.73		

□ ☑

☑ □

1.	288,100.00	35,079,335.82			1,089,693,152.97	1,004,500,000.00		120,560,588.79
2.	0.00							
3.	0.00							
4.	561,762,025.35	1,592,470,792.85	1,584,460,802.85		20,000,000.00			2,174,232,818.20
5.	452,271,482.91	-7,033,174.46			112,994,500.00	1,196,310.63		557,036,497.82
	1,014,321,608.26	1,620,516,954.21	1,584,460,802.85	0.00	1,222,687,652.97	1,005,696,310.63	0.00	2,851,829,904.81
	0.00							
	0.00							
	0.00							
	317,890,554.42				1,701,727,795.21	1,696,280,104.81		323,338,244.82
	1,332,212,162.68	1,620,516,954.21	1,584,460,802.85	0.00	2,924,415,448.18	2,701,976,415.44	0.00	3,175,168,149.63
	2,776,400.00	-2,757,267.00						19,133.00

□ ☑

	150,375,118.22	
	157,843,428.61	
	28,255,082.07	
	336,473,628.90	

☑ ☐

531,373,945.60	418,301,988.82	27.03%

☐ ☑

☑ ☐

												2023-072
				113,033,719.12	206,821,063.36		85.00%	0.00	0.00		2019 02 23	http://www.cninfo.com.cn 2019-012
				36,650,089.13	184,808,325.63		20.00%	0.00	0.00		2024 07 23	http://www.cninfo.com.cn 2024-070
	--	--	--	253,289,264.33	630,775,989.77	--	--	0.00	0.00	--	--	--

☐ ☑

☑ ☐

☑ ☐

	22 ——
	2025 04 23

□ ☑

□ ☑

□ ☑

☑ □

10%

20,000,000.00	1,255,823,217.06	424,947,574.47	1,440,562,190.75	160,763,395.85	139,951,772.55
¼6<# a € œ	415,481,200.00	1,146,310,765.55	286,678,022.22	747,221,419.08	137,202,72

“

”_____

Ь Ń ԛդÂ

AI

“ ”

2,000

“ ”

“ ” “ ” “ ”

“ ”

1

90% FOB

2

2025 05 15	“ ” https://ir.p5w.net					www.cninfo.com.cn 002402 20250515
2025 06 20						www.cninfo.com.cn 002402 20250620
2025 08 14						www.cninfo.com.cn 002402 20250815

2025 11 03						www.cninfo.com.cn 002402 20251105
2025 11 20						www.cninfo.com.cn 002402 20251120
2025 12 03				Skerryvore Asset Management		www.cninfo.com.cn 002402 20251203

□ ☑

□ ☑

“ ”

☑ □

“ ” “

”

“ ”

1 2

3 4

2025 1 14

“ ” 2025-004

“ ” “ ”

2025

107.22 11.00%

2024 10

1.00 92,133,358.50 2025 6 10

2024 ESG

ESG

/

□ ☑

T/R

5%

61	2022 11 14	2028 11 12	0	0	0	0	0
57	2025 11 12	2028 11 12	0	0	0	0	0
64	2025 11 12	2028 11 12	0	0	0	0	0

1992

1979

☑ □

9

1 3

“ ”

□ ☑

☑ □

2011 08

	H&T Intelligent Control Europe S.r.l.		2013 12 13		
	H&T Intelligent Control North America Ltd.		2016 10 01		
	NPE S.r.l.		2019 02 04		
			2021 08 26		
			2021 10 08		
			2021 11 11		
			2021 12 30		
			2022 04 13		
			2022 05 31		
			2021 04 16		
			2021 11 10		
			2022 12 22		
			2024 06 27		
			2024 06 21		
			2013 12 02		
			2019 12 26		
			2015 07 20		
			2019 07 04		
			2016 10 18		
	H&T Intelligent Control Europe S.r.l.		2014 02 17		
	NPE S.r.l.		2018 09 12		
			2022 11 01		
			2016 06 08		
			2021 08 26		
			2021 10 08		
			2024 06 19		
			2022 04 13		
			2023 01 13		
			2020 09 01		

			2023 02 27		
			2023 07 12		
	H&TELECTRONIC TECHNOLOGY MEXICO, S. DE R.L. DE C.V.		2023 07 20		
			2021 11 10		
			2019 12 26		
			2024 10 25		
			2025 10 09		
			2023 11 01		
			2024 02 22		
			2023 10 09		
			2024 07 24		
			2022 03 08		
			2022 05 28		
			2020 08 01		
			2016 11 12	2025 11 21	
			2026 04 07		
			2020 06 12		

□ ☑

2

12

3

	61			300	
	45			162	
	59			114	
	33			108	
	46			118	
	53			0	
	61			10	
	57			0	
	64			0	
	54			57	
	50			10	
	64			10	
--	--	--		889	--

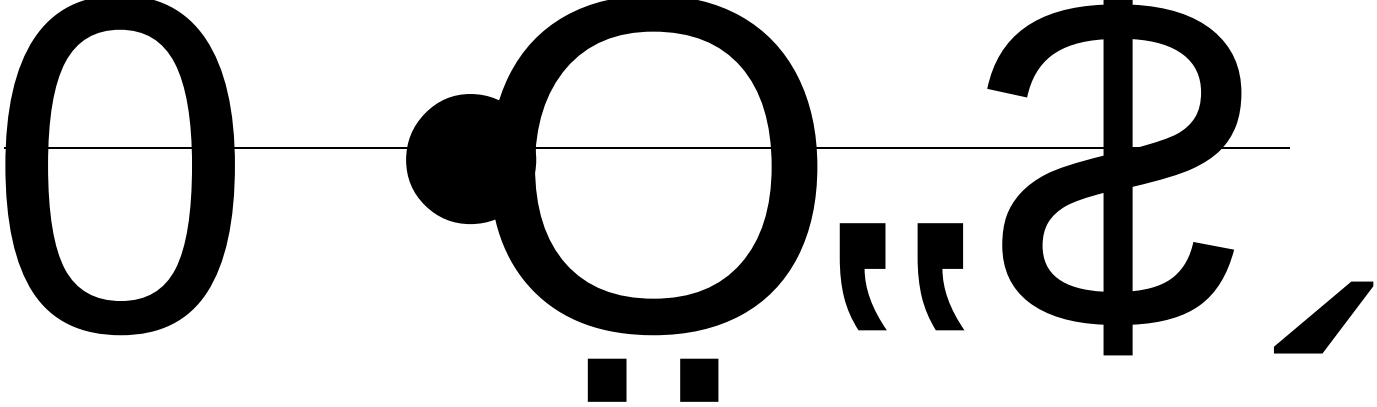

1	2025-04-21	2025	£# »# ?ô0 … ŒÈ ù mCSÈ ¦ i ž œÞ x ÆÞ2ƒ¥%™ 9¥Æ‚Ã8ÞÆÈÃ' r^œF 7ÆÑDw$) = 08$FJE÷B AÞx Ç

2024
2025
2024
2025
2024
2024 ¤
2024



4

2024

2025-
04-21

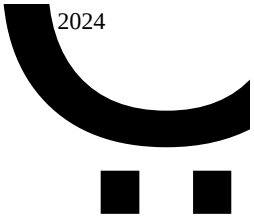

4

☐ ☑

	4,800
	4,368
	9,168
	9,168
	0
	5,762
	313
	2,182
	111
	163
	637
	9,168
	2,123
	1,319
	5,726
	9,168

“ ”

“ ”

“ ”

□ ☑

☑ □

2025 4 21

2025 5 14 2024 2025-20277

2025 4 23

http://www.cninfo.com.cn 2025-2027

☐ ☑

2022

2022

241 ₩

11.20

7 2025 8 1

2025-056 9 7.5593 /

274,000 0.0269%

8 2025 8 15

2025-059 2022

4

112,000 7.5593 /

924,806,285 924,694,285 924,806,285

924,694,285

9 2025 10 21

3 1

5.60

10 2025 10 31

2025-076 4 7.5593 /

112,000 0.0121%

☑ □

						/		/				/	
		0	0	0	0	0	0	0	245,0	105,0	0	7.91	140,0

2025

□ ☑

□ ☑

	2026 04 28	
	2025 2026 04 28 http://www.cninfo.com.cn	
	100.00%	
	100.00%	

	:	
	≥ 5% 2%≤ 5% 2%	≥ 5% 2%≤ 5% 2%
		0
		0
		0
		0

☑ □

2025 12 31	
	2026 04 28
	http://www.cninfo.com.cn

□ ☑

☑ □

□ ☑

□ ☑

http://www.cninfo.com.cn 2025 ESG

http://www.cninfo.com.cn 2025 ESG

☑ □

			1 2 3 4	2008 07 16		

□ ☑

□ ☑

□ ☑

□ ☑

□ ☑

□ ☑

□ ☑

☑ □

1	2025	6	100%
2	2025	9	75%
3	2025	10	60%
4	2025	11	100%

	150
	1
	1

☑ □

☑ □

2025

2025

2025

☑ □

2026 1 28 2026 2 13

2026

2025 2025

□ ☑

□ ☑

□ ☑

□ ☑

	2024 07 23	118,800	2024 07 23	118,800						
H&T Electronic Technology Mexico, S. de R.L. de C.V	2024 03 30	7,028.8	2024 12 17	1,834.25				1		
	2024 03 30	30,000	2024 12 26	10,000				1		
	2024 03 30		2025 02 19	5,000				1		
	2024 03 30	30,000	2025 01 20	28,000				1		
	2025 04 23	7,028.8						1		
	2025 04 23	5,200						1		
	2025 04 23	21,086.4						1		
	2025 04 23	15,000						1		
	2025 04 23	50,000	2025 07 01	20,000				1		

NPE S.r.l.	2025 04 23	7,028.8						1		
	2025 04 23	30,000						1		
H&T Electronic Technology Mexico, S. de R.L. de C.V	2025 04 23	7,028.8						1		
	2025 04 23	3,000	2025 07 24	500				1		
H&T Electronic Technology (Vietnam) Co., Ltd.	2025 04 23	7,028.8						1		
H&T Intelligent Control (Pingyang) Co., Ltd.	2025 04 23	7,028.8						1		
	2025 04 23	100,000						1		
	2025 07 30	20,000						1		
B1		279,430.4		B2		53,500				
		398,230.4				184,134.25				

B3		B4	
C1	0	C2	0
C3	0	C4	0

□ ☑

□ ☑

□ ☑

□ ☑

☑ □

1 2025 1 13 6,000 14,000

2 2025 6 12 1,000

3 2025 6 25 5,000 16,400

4 2025 9 22 5,000

5 2025 10 9

2,000

6 2025 11 4 1,000

7 2025 11 21

1 A 201

3046 1508-006N

	123,811,037	13.38%				-4,947,500	-4,947,500	118,863,537	12.85%
1									
2									
3	123,811,037	13.38%				-4,947,500	-4,947,500	118,863,537	12.85%
	123,811,037	13.38%				-4,947,500	-4,947,500	118,863,537	12.85%
4									
	801,381,248	86.62%				4,449,500	4,449,500	805,830,748	87.15%
1	801,381,248	86.62%				4,449,500	4,449,500	805,830,748	87.15%
2									
3									
4									
	925,192,285	100.00%				-498,000	-498,000	924,694,285	100.00%

☑ □

2022 498,000

2025 3 26 2025 8 1 2025 10 31

498,000

☑ □

2022 498,000

□ ☑

☑ □

	144,250	105,000		249,250	2022	2022
	589,125	90,000		679,125	2022	2022
	51,187	54,000		105,187	2022	2022
	0	1,000		1,000		2026 5 12
	15,225	75		15,300		2026 5 12
	111,356,250	205,425		111,561,675		
2022	11,655,000		5,403,000	6,252,000		2022
	123,811,037	455,500	5,403,000	118,863,537	--	--

☐ ☑

☐ ☑

☐ ☑

	233,121		195,990	8	0	8	0
		5%	10				
		15.01%	138,762,100	-9,712,900	111,561,675	27,200,425	76,758,119
		5.04%	46,578,789	28,423,054	0	0	0
500		1.47%	13,626,435	13,626,435	0	0	0
		0.82%	7,549,429	7,549,429	0	0	0

	0.33%	3,072,490	3,072,490	0	0	0
	0.24%	2,200,000	2,200,000	0	0	0
	0.20%	1,879,900	1,879,900	0	0	0
500	0.19%	1,746,777	1,746,777	0	0	0
	0.18%	1,710,096	1,710,096	0	0	0
500	0.16%	1,522,900	1,522,900	0	0	0

10

3

10

/

10

500

13,626,435	13,626,435
7,549,429	7,549,429
3,072,490	3,072,490
2,200,000	2,200,000
1,879,900	1,879,900
1,746,777	1,746,777
1,710,096	1,710,096
1,522,900	1,522,900

500

500 Å ` 2Pœ V" P a€ñ1› ÐC

10 10 10 10

10 10

10

!€ Ã• Ž

=½ ├

☐ ☑

2

1

2

3

4

5

2025

1

2

3

4

5

6

X

,´

N©È ,´ 2

*6 "Ï FJE

» N© AÑÕ

2025 12 31

	1,315,291,010.57	1,244,498,917.37
	120,560,588.79	288,100.00
	0.00	0.00
	305,895,315.99	256,188,544.50
	3,181,139,850.14	2,871,306,826.75
	323,338,244.82	317,890,554.42
	69,496,783.03	52,158,332.87
	62,474,969.30	52,639,591.26
	0.00	0.00
	2,516,344,996.78	2,376,507,903.16
	0.00	0.00
	0.00	0.00
	263,739,933.92	192,813,550.97
	8,158,281,693.34	7,364,292,321.30
	0.00	0.00
	2,736,860.72	2,594,533.46

	537,247,892.34	23,118,062.52
	114,066,683.18	198,781,140.79
	5,485,209,066.55	5,797,767,006.45
	1,214,784,014.01	545,416,506.87
	0.00	0.00
	0.00	0.00
	0.00	0.00
	40,485,496.23	56,109,376.52

547,254,649.84	711,010,699.08
8,303,164.00	288,100.00
0.00	0.00
84,231,196.34	58,446,154.64
3,274,761,569.03	3,245,743,567.73
261,415,533.66	269,252,709.78
11,100,006.08	6,929,812.59
814> Δ 3,566.08,	

f

0

0.00

	6,629,028.37	8,046,182.14
	5,619,656,175.79	3,594,085,687.46
	11,979,143,412.90	10,050,181,050.64
	48,438,251.52	589,186,451.64
	19,133.00	2,776,400.00
	1,307,856,908.68	1,847,389,826.45
	2,194,926,902.60	2,404,192,469.84
	16,161,567.28	23,162,833.46
	124,581,699.37	116,547,999.90
	31,012,293.04	30,275,804.71
	673,039,810.95	436,008,

4.	1,242,317.35	1,735,804.03
5.	0.00	
6.	-23,460,858.64	-6,514,370.02
7.		
	-1,435,844.96	5,359,906.83
	2,044,472,286.55	322,901,782.56
	1,995,244,302.44	347,935,870.79
	49,227,984.11	-25,034,088.23
	0.723	0.4008
	0.7143	0.4008
	0.00	0.00

	2025	2024
	7,559,295,370.73	7,609,404,121.01
	6,472,868,102.26	6,527,978,872.40
	31,343,933.60	32,652,009.83
	112,029,201.14	115,798,905.03
	247,485,812.06	228,642,396.96
	291,956,353.60	295,783,442.37
	5,665,451.36	16,214,491.92
	44,253,088.73	33,741,832.90
	9,580,529.25	11,683,335.98
	26,792,835.70	34,623,491.70
“ ”	27,450,924.94	43,545.07
	142,327.26	-499,486.96
“-”	-12,316,102.92	-20,217,306.51
“ ”	0.00	
“ ”	3,739,156.54	-573,036.47
“-”	-1,803,225.79	-8,012,092.12

“-”	-29,128,059.20	-54,285,596.17
“-”	-38,477.97	278,003.40
“		

	2025	2024
	9,588,476,416.68	8,418,102,902.61
	0.00	0.00
	0.00	0.00
	0.00	0.00
	0.00	0.00
	0.00	0.00
	0.00	0.00
	0.00	0.00
	0.00	0.00
	0.00	0.00
	0.00	0.00
	547,665,933.52	568,798,907.29
	91,626,116.13	107,928,891.77
	10,227,768,466.33	9,094,830,701.67
	7,557,598,517.70	6,652,417,714.38
	0.00	0.00
	0.00	0.00
	0.00	0.00
	0.00	0.00
	0.00	0.00
	0.00	0.00
	1,570,487,029.28	1,406,692,449.10
	302,971,686.57	184,206,987.68
	269,312,482.39	221,616,158.27
	9,700,369,715.94	8,464,933,309.43
	527,398,750.39	629,897,392.24
	983,651,840.63	381,648,799.85
	2,206,348.86	901,900.66
	262,087.90	4,148,809.54
	0.00	0.00
	6,785,670.78	7,951,073.82
	992,905,948.17	394,650,583.87
	331,154,036.46	830,912,365.25
	1,203,777,800.00	656,329,802.00

	0.00	0.00
	0.00	0.00
	3,401,953.55	1,543,084.21
	1,538,333,790.01	1,488,785,251.46
	-545,427,841.84	-1,094,134,667.59

	513,651,840.63	12,734,0,

	-498,000.00	0.00	0.00	0.00	46,517,820.65	-81,415,496.40	0.00	0.00	0.00	0.00	0.00		127,435,317.05	-4,345,355.66	123,089,961.39
1													0.00	0.00	0.00
2	0.00			0.00	0.00								0.00		0.00
3	-498,000.00				47,807,816.00	-81,415,496.40							128,725,312.40	0.00	128,725,312.40
4	0.00				-1,289,995.35								-1,289,995.35	-4,345,355.66	-5,635,351.01
	0.00	0.00	0.00	0.00	0.00	0.00	0.00	0.00	34,419,255.62	0.00	-126,552,614.12		-92,133,358.50	0.00	-92,133,358.50
1					0.00				34,419,255.62		-34,419,255.62		0.00		0.00
2													0.00		0.00
3											-92,133,358.50		-92,133,358.50	0.00	-92,133,358.50

4													0.00		0.00
	0.00	0.00	0.00	0.00	0.00	0.00	0.00	0.00	0.00	0.00	0.00		0.00	0.00	0.00
1													0.00	0.00	0.00
2													0.00		0.00
3													0.00		0.00
4													0.00		0.00
5							0.00		0.00		0.00		0.00		0.00
6													0.00		0.00
	0.00	0.00	0.00	0.00	0.00	0.00	0.00	0.00	0.00	0.00	0.00		0.00	0.00	0.00

		.00		
2				
			0.00	0.00
3				

5							0.00		0.00		0.00		0.00		0.00
6													0.00		0.00
	0.00	0.00	0.00	0.00	0.00	0.00	0.00	0.00	0.00	0.00	0.00		0.00	0.00	0.00
1													0.00		0.00
2													0.00		0.00
													0.00		0.00
	925,192,285.00	0.00	0.00	0.00	1,147,383,060.63	163,625,937.99	210,366,597.09	0.00	283,219,987.14	0.00	2,279,636,158.93		4,682,172,150.80	710,254,647.54	5,392,426,798.34

2025

925,192,285.00 0.00 0.00 0.00 845,151,255.37 163,625,937.5ㄱβ

										0.00		0.00
	925,192,285.00	0.00	0.00	0.00	845,151,255.37	163,625,937.99	198,415,237.05	0.00	283,219,586.07	1,796,097,805.32	0.00	3,884,450,230.82
“ ”	-498,000.00	0.00	0.00	0.00	15,750,026.80	-81,415,496.40	1,355,567,749.70	0.00	34,419,255.62	217,639,942.09	0.00	1,704,294,470.61
							1,355,567,749.70			344,192,556.21		1,699,760,305.91
	-498,000.00	0.00	0.00	0.00	15,750,026.80	-81,415,496.40	0.00	0.00	0.00	0.00	0.00	96,667,523.20
1												0.00
2				0.00								0.00
3	-498,000.00				15,750,026.80	-81,415,496.40						96,667,523.20
4												0.00
	0.00	0.00	0.00	0.00	0.00	0.00	0.00	0.00	34,419,255.62	-126,552,614.12	0.00	-92,133,358.50

	0.00	0.00	0.00	0.00	0.00	0.00	0.00	0.00	0.00	0.00	0.00	0.00

	931,900,685.00	0.00	0.00	0.00	881,083,961.86	137,143,600.00	213,516,779.82	0.00	248,925,622.07	1,626,975,666.37	0.00	3,765,259,115.12
												0.00
												0.00
										0.00		0.00
	931,900,685.00	0.00	0.00	0.00	881,083,961.86	137,143,600.00	213,516,779.82	0.00	248,925,622.07	1,626,975,666.37	0.00	3,765,259,115.12
“ ”	-6,708,400.00	0.00	0.00	0.00	-35,932,706.49	26,482,337.99	-15,101,542.77	0.00	34,293,964.00	169,122,138.95	0.00	119,191,011.19

6

D 10 1010-1011

LED

( )

2026 4 24

——

“ ”

15 —— 2023

12

1 1 12 31

12

H T Intelligent Control North America Ltd. H T Intelligent Control Europe S.r.l. NPE S.r.l. H T-NPE East Europe S.r.l. H T Intelligent Control (Vietnam) Company Ltd., H T Electronics Technology Vietnam Company Ltd., H T (Vietnam) New Material Technology Company Limited H T Electronic Technology Mexico, S. de R.L. de C.V. Het Intelligent Control Singapore PTE. LTD.

☑ □

	5% 0.5%
	0.5%
	5%
	5% 10%

4

1

2

3

4

5

8 ——

8

——

( )

“

”

( )

( )

1

2

3

2

3

5

,

1

1

2

d.

1

2

11 6

11

6

11

6

		12

11

6

1

2

1

2

“ ”

		5~10	5%	9.5%~19%
		5	5%	19%
		5~8	5%	11.875%~19%
		5	5%	19%
		5	5%	19%

2

3

3

5-10

50 5

SAP

1

2

3

1

2

3

4

5

6

1

3

/

/

/

1)

2) 3)

1

“ ”

2

3

4

1

2

1

1

2

3

4

5

A

B

ERP

ERP ERP

A T/R T/R

B

1

2

3

-
-

8 ——

12 2000

☐ ☑

☐ ☑

☐ ☑

		0% 6% 9% 13% 16%
		7% 5%
		3%
		2%

	15%
	15%
	15%

15%

15%

15%

20%

20%

2

2023 11 15

1 15% GR202344203977 2025 1 -12 15% 2023 12 28

2 15% GR202344005775 2025 1 -12 15% 2025 12 19

3 15% GR202533004955 2025 15% 2025 12 25

4 15% GR202544200921 2025 15% 2023 12 18

5 15% GR202344014965 2025 1 -12 15%

[2020]8

6 15% 2020 45

10%
2017 2017 2025 18

1	H	T Intelligent Control Europe S.R.L.	NPE SRL
		24.00%	
2	H	T Intelligent Control North America LTD	

	8,000,000.00	5,500,000.00
	5,488,410.18	0.00
	4,321.23	4,318.14

	144,771,418.62	44.16%	21,903,979.43	15.13%	122,867,439.19	96,383,963.09	36.23%	9,839,142.94	10.21%	86,544,820.15

1 1	3,111,914,422.34	2,675,112,465.47
1 2	77,003,096.51	170,354,502.09
2 3	68,168,084.11	94,524,980.64
3	48,809,512.73	59,622,883.35
3 4	7,301,846.44	54,274,255.30
4 5	36,058,299.83	2,255,892.38
5	5,449,366.46	3,092,735.67
	3,305,895,115.69	2,999,614,831.57

2

85.225

	3,265,265,022.36	98.77%	90,130,022.22	2.76%	3,175,135,000.14	2,946,096,964.42	98.22%	99,395,434.53	3.37%	2,846,701,529.89
	3,305,895,115.69	100.00%	124,755,265.55	3.77%	3,181,139,850.14	2,999,614,831.55	100.00%	128,308,004.80	4.28%	2,871,306,826.75

34,625,243.33

	53,517,867.13	28,912,570.27	29,917,250.00	23,933,800.00	80.00%	
			10,712,843.33	10,691,443.33	99.80%	
	53,517,867.13	28,912,570.27	40,630,093.33	34,625,243.33		

90,130,022.22

	3,265,265,022.36	90,130,022.22	2.76%
	3,265,265,022.36	90,130,022.22	

□ ☑

	28,912,570.27	14,734,423.06	9,021,750.00			34,625,243.33
	99,395,434.53	54,250,663.27	63,516,075.58			90,130,022.22
	128,308,004.80	68,985,086.33	72,537,825.58			124,755,265.55

☑ □

	1,347,754.59	1.91%	1,347,754.59	100.00%	0.00	1,903,191.75	3.18%	1,717,191.75	90.23%	186,000.00
	1,347,754.59	1.91%	1,347,754.59	100.00%	0.00	1,903,191.75	3.18%	1,717,191.75	90.23%	186,000.00
	69,052,817.35	98.09%	6,577,848.05	9.53%	62,474,969.30	58,017,027.40	96.82%	5,563,436.14	9.59%	52,453,591.26
	69,052,817.35	98.09%	6,577,848.05	9.53%	62,474,969.30	58,017,027.40	96.82%	5,563,436.14	9.59%	52,453,591.26
	70,400,571.94	100.00%	7,925,602.64	11.26%	62,474,969.30	59,920,219.15	100.00%	7,280,627.89	12.15%	52,639,591.26

1,347,754.59

	1,903,191.75	1,717,191.75	1,347,754.59	1,347,754.59	100.00%	
	1,903,191.75	1,717,191.75	1,347,754.59	1,347,754.59		

6,577,848.05

	69,052,817.35	6,577,848.05	9.53%
	69,052,817.35	6,577,848.05	

2025 1 1				
	697,232.56	1,783,415.66	151,935.90	2,632,584.12
	479,200.57	987,035.74	521,373.06	1,987,609.37
2025 12 31	977,648.11	5,600,199.94	1,347,754.59	7,925,602.64

□ ☑

	7,280,627.89	2,632,584.12	1,987,609.37			7,925,602.64
	7,280,627.89	2,632,584.12	1,987,609.37			7,925,602.64

		17,950,402.81	1	25.50%	359,008.06
		11,042,995.85	1	15.69%	347,502.72
		3,300,000.00	1	4.69%	66,000.00
		2,315,528.05	2-3	3.29%	375,395.13
		1,823,700.00	1	2.59%	36,474.00
		36,432,626.71		51.76%	1,184,379.91

1	52,577,841.28	75.65%	50,777,415.77	97.35%
1 2	16,512,877.55	23.76%	1,226,672.81	2.35%
2 3	394,845.50	0.57%	133,150.33	0.26%
3	11,218.70	0.02%	21,093.96	0.04%
	69,496,783.03		52,158,332.87	

1

		%		
	12,867,630.07	18.52%	2025	
	9,658,798.30	13.90%	2025	
	6,867,971.79	9.88%	2025	
	4,378,331.07	6.30%	2025	
	3,031,178.86	4.36%	2025	
	36,803,910.09	52.96%		

	1,102,461,445.78	132,134,218.12	970,327,227.66	1,052,300,219.87	155,102,856.42	897,197,363.45
	128,666,975.32	2,553,196.17	126,113,779.15	118,694,320.13	954,873.87	117,739,446.26
	640,814,658.01	24,318,488.35	616,496,169.66	612,652,717.26	31,595,388.16	581,057,329.10
	834,235.64	3,507.81	830,727.83	1,290,124.29	867.47	1,289,256.82
	798,748,349.94	3,365,336.55	795,383,013.39	774,366,906.02	2,578,323.78	771,788,582.24
	1,418,195.65	0.00	1,418,195.65	743,078.69	0.00	743,078.69
	2,470,907.79	0.00	2,470,907.79	3,510,220.25	0.00	3,510,220.25
	4,278,047.40	973,071.75	3,304,975.65	3,528,460.30	652,938.38	2,875,521.92
	0.00	0.00	0.00	307,104.43	0.00	307,104.43

	2,679,692,815.53	163,347,818.75	2,516,344,996.78	2,567,393,151.24	190,885,248.08	2,376,507,903.16

	155,102,856.42	103,527,133.27		126,495,771.57		132,134,218.12
	954,873.87	1,785,098.31		186,776.01		2,553,196.17
	31,595,388.16	16,963,421.42		24,240,321.23		24,318,488.35
	867.47	2,640.34				3,507.81
	2,578,323.78	3,142,829.89		2,355,817.12		3,365,336.55
		0.00				0.00
	652,938.38	841,544.12		521,410.75		973,071.75
	190,885,248.08	126,262,667.35		153,800,096.68		163,347,818.75

□ ☑

□ ☑

	252,850,032.57	182,375,631.79
	225,069.44	
	8,870,269.48	10,120,587.82

	1,794,562.43	317,331.36
	263,739,933.92	192,813,550.97

□ ☑

□ ☑

	238,401.83		238,401.83			2,261,598.17		

	16,841,723.25	16,192,797.00	648,926.25		23,158,276.75
					2,000,000.00
	823,074.38	2,527,488.00		1,704,413.62	2,176,925.62
	33,015.29		33,015.29		7,966,984.71
					6,000,000.00
	97,998,119.00	99,000,011.025		1,001,892.25	42,998,119.00
	6,457,191.91	3,810,058.00	2,647,133.91		3,542,808.09
	1,230,937.08	4,088,800.00		2,857,862.92	7,676,278.92
	1,952,738,470.51	306,253,077.30	1,646,485,393.21	√	1,922,738,470.51
	2,898,224.44	3,500,000.00		601,775.56	601,775.56
"ä ‡ ,ú "A	1,741,618.35	14,628,853.00		12,887,234.65	2,258,381.65
		34,480,000.00		34,480,000.00	34,480,000.00

	10,000,000.00							
	2,000,000.00							
	72,500,000.00	72,500,000.00						
	2,174,232,818.20	561,762,025.35	1,650,052,870.49	57,582,077.64	1,965,736,589.51	96,190,987.31	0.00	

	2,594,533.46	282,388.89			142,327.26						2,736,860.72	282,388.89
	2,594,533.46	282,388.89			142,327.26						2,736,860.72	282,388.89

☐ ☑

☐ ☑

	60,203,092.04	75,538,513.00
	50,456,800.00	8,930,494.00
	43,993,246.00	50,000,000.00
	12,879,571.16	10,000,000.00
	10,943,740.11	11,428,104.58
	23,560,000.00	27,550,000.00
	9,287,085.85	10,000,000.00
	137,199,324.80	138,599,802.00
	1,289,068.53	3,000,000.00
	117,224,569.33	117,224,569.33
	50,000,000.00	0.00
	20,000,000.00	
	20,000,000.00	0.00
	557,036,497.82	452,271,482.91

1		0	5				98
2	4,956,695.80	8,670,505.75	1,293,646.69	181,879.78	148,194.29	217,666.29	15,468,588.60
3		10,629,258.44	792,766.06	0.00	0.00	9,026.53	11,431,051.03
4.	1,012,871,240.57	1,507,090,285.69	257,029,786.99	19,208,047.98	67,539,133.08	86,186,173.71	2,949,924,668.02
1.	112,414,139.98	434,002,776.19	150,608,579.55	9,424,685.44	36,197,911.91	46,763,779.87	789,411,872.94
2.	28,373,539.76	149,349,781.07	31,894,747.97	1,971,588.04	8,192,868.74	10,518,474.04	230,300,999.62
1	26,843,971.45	135,489,494.33	25,457,774.92	1,911,880.08	7,660,753.61	10,040,328.92	207,404,203.31
2	1,529,568.31	13,860,286.74	6,435,670.93	34,594.97	525,699.54	288,045.62	22,673,866.11
3	0.00	0.00	1,302.12	25,112.99	6,415.59	190,099.50	222,930.20
3.	40,670.22	18,619,368.70	4,786,286.63	176,651.95	330,886.08	494,272.17	24,448,135.75
1		14,371,799.22	4,224,966.68	163,019.86	304,954.43	338,337.49	19,403,077.68
2	40,670.22	1,122,646.03	363,897.53				

1.	865,336,666.37	941,889,636.09	78,521,430.99	7,988,426.45	23,479,238.51	29,380,497.08	1,946,595,895.49
2.	886,791,467.57	918,914,436.32	77,489,950.74	8,677,233.61	26,221,607.58	30,536,378.82	1,948,631,074.64

	72,811,157.91

□ ☑

	426,789,783.43		426,789,783.43	265,092,825.68		265,092,825.68

	190,480,000.00	101,581,533.38	30,094,360.40			131,675,893.78	69.13%	85%				
	272,510,000.00	97,382,847.58	131,622,147.78			229,004,995.36	84.04%	90%	3,162,352.22	3,162,352.22	100.00%	
	1,188,000,000.00		51,218,042.42			51,218,042.42	4.31%	20%				
	1,650,990,000.00	198,964,380.96	212,934,550.60	0.00		411,898,931.56			3,162,352.22	3,162,352.22		

□ ☑

□ ☑

☐ ☑

☐ ☑

1.	194,197,869.72	3,495,729.48	1,579,759.44	199,273,358.64
2.	48,713,380.64	686,484.82	1,109,619.43	50,509,484.89
	47,414,404.53	393,618.69	964,455.37	48,772,478.59
	1,298,976.11	292,866.13	145,164.06	1,737,006.30
3.	28,398,230.02			28,398,230.02
	20,822,762.82			20,822,762.82
	6,547,109.62			6,547,109.62
	1,028,357.58			1,028,357.58
4.	214,513,020.34	4,182,214.30	2,689,378.87	221,384,613.51
1.	109,592,161.89	1,947,949.35	939,685.67	112,479,796.91
2.	50,836,639.07	794,645.21	466,065.52	52,097,349.80
1	49,537,662.96	620,771.23	388,176.84	50,546,611.03
	1,298,976.11	173,873.98	77,888.68	1,550,738.77
3.	21,984,263.01			21,984,263.01
1	15,866,289.67			15,866,289.67
	5,089,615.76			5,089,615.76
	1,028,357.58			1,028,357.58
4.	138,444,537.95	2,742,594.56	1,405,751.19	142,592,883.70

1.

2.

1

3.

1

4.

1. 76,068,482.39 1,439,619.7.7

4.	306,735,645.57			491,637,962.32	43,006,306.62	841,379,914.51
1.	22,492,400.94			264,370,217.17	23,721,711.45	310,584,329.56
2.	11,496,233.74			48,990,869.30	4,782,248.10	65,269,351.14
1	11,496,233.74			48,920,601.35	4,404,552.74	64,821,387.83
				70,267.95	377,695.36	447,963.31
3.				379,585.68		379,585.68
1				379,585.68		379,585.68
4.	33,988,634.68			312,981,500.79	28,503,959.55	375,474,095.02
1.				36,711,479.72		36,711,479.72
2.				15,439,364.15		15,439,364.15
1				15,439,364.15		15,439,364.15
3.						
1						
4.				52,150,843.87		52,150,843.87
1.	272,747,010.89			126,505,617.66	14,502,347.07	413,754,975.62
2.	283,127,737.93			138,943,712.77	13,717,079.06	435,788,529.76

6.37%

□ ☑

☐ ☑

	74,933,685.44	16,307,342.94	20,408,334.56	0.00	70,832,693.82
	199,976.72	462,264.16	318,444.41	0.00	343,796.47
	1,809,199.16	3,094,492.70	2,884,220.03	0.00	2,019,471.83
	52,518.31	662,265.93	599,236.32	0.00	115,547.92
	554,320.06	4,008,787.83	3,333,669.32	0.00	1,229,438.57
	13,216,474.22	5,058,423.92	6,543,161.40	0.00	11,731,736.74
	90,766,173.91	29,593,577.48	34,087,066.04	0.00	86,272,685.35

	314,615,509.17	45,653,220.62	282,388,757.67	40,322,254.56
	13,050,792.13	1,957,618.82	9,740,584.78	1,497,460.59
	248,596,053.20	32,594,691.72	67,365,900.00	10,104,885.00
	19,133.00	2,869.95	3,275,886.96	491,383.04
	42,399,688.02	5,747,328.81	42,087,490.92	5,575,397.01
	30,200,796.37	5,094,995.05	27,828,218.95	4,913,059.00
	40,110,376.68	6,016,556.50	41,221,686.98	6,183,253.04

	7,505,478.07	1,125,821.71	11,289,264.82	1,693,389.72
	83,523,131.96	14,649,731.85	2,756,366.15	413,454.92
	1,890,794,295.00	281,469,238.31	315,548,071.48	46,854,667.09
	124,656,302.99	18,281,642.69	170,014,484.96	24,991,109.51
	35,705,787.35	5,293,436.79	36,602,779.04	5,842,649.76
	2,142,184,995.37	320,819,871.35	536,210,966.45	79,795,271.00

	135,318,421.20	115,508,409.70	
	840,663,323.71	652,824,805.92	

	11,002,212.79	11,002,212.79	21,934,156.45	21,934,156.45
	1,685,067.88	1,685,067.88	2,445,406.72	2,445,406.72
	3,199,519.76	3,199,519.76	8,088,735.65	8,088,735.65
	15,886,800.43	15,886,800.43	32,468,298.82	32,468,298.82

	154,154,172.52	334,099,171.35
	17,760,249.16	21,595,866.42
	176,664,421.68	1,033,163,132.17

	19,133.00	2,776,400.00
	19,133.00	2,776,400.00
	19,133.00	2,776,400.00

	111,309,188.32	66,845,230.51
	863,493,040.03	1,110,130,421.25
	471,190,668.33	379,854,876.35
	1,445,992,896.68	1,556,830,528.11

0.00

	2,519,249,174.15	2,345,105,499.35
	56,211,487.17	9,679,306.61
	17,467,178.67	19,913,580.62
	2,592,927,839.99	2,374,698,386.58

☑ ☐

	204,783,860.29	269,965,255.87
	204,783,860.29	269,965,255.87

	98,516,541.20	204,164,560.00
	26n	

204,783,860.29

269,965,255.87

91,382,

	13,457,377.25	13,066,955.96
	0.00	0.00
	62,399,883.59	45,139,193.13
	8,107,835.61	8,768,948.78
	1,852,650.76	3,087,587.18
	793,997.49	1,323,255.94
	529,331.65	882,170.64
	1,303,873.82	1,214,965.76
	51,222.40	51,222.40
	1,729,817.25	1,761,025.54
	90,225,989.82	75,295,325.33

	499,710,000.00	
	3,920,708.76	
	33,617,183.58	23,118,062.52
	537,247,892.34	23,118,062.52

	113,905,082.97	198,761,690.85
	161,600.21	19,449.94
	114,066,683.18	198,781,140.79

	141,774,258.68	
	1,071,930,000.00	544,970,000.00
	1,079,755.33	446,506.87
	1,214,784,014.01	545,416,506.87

	12,726,993.46	12,012,374.31

	3,888,232.54		
	3,888,232.54	0.00	

	76,637,209.03	26,246,050.11	15,489,581.68	87,393,677.46	
	76,637,209.03	26,246,050.11	15,489,581.68	87,393,677.46	--

	25,990,000.00	10,390,000.00
	25,990,000.00	10,390,000.00

		+ -					
	925,192,285.00				-498,000.00	-498,000.00	924,694,285.00

	1,044,656,677.73		3,277,731.40	1,041,378,946.33
	102,726,382.90	49,795,552.05		152,521,934.95
	1,147,383,060.63	49,795,552.05	3,277,731.40	1,193,900,881.28

2024 12 16 2025 1 20

2025

2022 3

11.2

7.6593 /

2025 3 27 925,192,285 925,080,285

925,192,285 925,080,285

2025 4 21 2025 5 14

2024

2022 9

27.40 7.5593 /

2025 8 1 925,080,285 924,806,285

925,080,285 924,806,285

2025 10 31 924,806,285 924,694,285

924,806,285 924,694,285

2025 3 7 11.2 - 745,841.6

2025 8 1 27.4 - 1,797,248.2

2025 10 31 11.2 - 734,641.6

	163,625,937.99		81,415,496.40	82,210,441.59
	163,625,937.99		81,415,496.40	82,210,441.59

	2,410,140.54	1,242,317.35				1,242,317.35		3,652,457.89
	-9,123,571.53	-23,258,546.33				-22,979,619.74	-278,926.59	-32,103,191.27
	210,366,597.09	1,570,454,563.87			238,920,713.54	1,331,812,776.92	-278,926.59	1,542,179,374.01

	283,219,987.14	34,419,255.62		317,639,242.76
	283,219,987.14	34,419,255.62		317,639,242.76

	2,279,636,158.93	2,089,164,811.00
	2,279,636,158.93	2,089,164,811.00
	663,431,525.52	364,288,849.01
	34,419,255.62	34,293,964.00
	92,133,358.50	139,523,537.08
	2,816,515,070.33	2,279,636,158.93

1 0.00

2 0.00

3 0.00

4 0.00

5 0.00

	10,317,694,711.42	8,464,275,573.35	404,622,960.22	110,561,884.91	0.00	0.00	10,722,317,671.64	8,574,837,458.26

	18,598,914.33	17,181,108.89
	8,187,390.99	7,500,441.63
	0.00	
	7,088,617.46	7,108,280.21
	485,561.33	197,110.13
	16,629.56	16,732.23
	7,004,916.09	7,980,565.83
	5,458,260.69	5,012,794.82
	929,765.98	845,552.82
	47,770,056.43	45,842,586.56

	117,596,236.08	106,921,890.28
	19,861,100.96	22,124,752.49
	17,566,212.68	15,712,787.33
	9,814,283.07	10,946,388.14
	6,636,461.55	6,311,701.61
	5,236,570.77	3,252,107.70
	3,997,512.11	5,313,795.06
	3,937,974.45	3,708,622.97
	3,414,144.07	2,672,123.14
	30,202,412.01	35,426,796.77
	218,262,907.75	212,390,965.49

	326,061,024.12	302,540,500.95
	120,643,280.76	84,288,338.97
	46,000,496.84	46,381,192.33
	45,143,968.42	43,602,398.30
	33,356,742.42	25,491,466.51
	14,445,373.56	11,229,729.79
	12,094,988.28	13,110,263.31
	10,055,193.05	2,331,327.73
	9,463,857.19	14,545,691.42
	42,205,666.10	32,656,697.38
	659,470,590.74	576,177,606.69

	55,329,183.94	46,781,191.46
	-9,763,850.78	-11,292,661.10
	-36,914,385.71	9,964,759.12

	3,930,864.18	4,274,165.44
	12,581,811.63	49,727,454.92

	51,106,984.70	81,120,182.92
	812,492.10	540,676.96
	51,919,476.80	81,660,859.88

	35,079,335.82	1,886,858.42
	2,757,267.00	-2,208,853.79
	-7,033,174.46	
	30,803,428.36	-321,995.37

	142,327.26	-499,486.96
	1,561,236.06	637,025.25
	-1,041,346.63	
	753,689.37	13,834.31
	6,188,919.66	8,241,378.73
	-16,176,404.20	-24,758,171.45
	-8,571,578.48	-16,365,420.12

	71,822.92	175,797.85	71,822.92
	911,127.48	235,957.52	911,127.48
	223,649.88	95,285.05	223,649.88
	17,461,836.11	233,901.66	17,461,836.11
	8,492,773.92	0.00	8,492,773.92
	8,254,797.25	654,159.36	8,254,797.25
	35,416,007.56	1,395,101.44	35,416,007.56

[redacted]

	106,346,227.02	53,297,422.02
	1,184,669.31	-21,254,330.26
	107,530,896.33	32,043,091.76

	821,626,250.92
/	121,815,387.80

	9,334,354.79	12,756,567.72
	26,702,961.69	66,750,365.25
	55,588,799.65	28,421,958.80
	91,626,116.13	107,928,891.77

	218,051,621.65	205,805,356.72
	51,260,860.74	15,810,801.55
	269,312,482.39	221,616,158.27

	6,561,670.78	7,951,073.82
	224,000.00	
	6,785,670.78	7,951,073.82

	3,401,953.55	1,543,084.21
	3,401,953.55	1,543,084.21

	8,845,628.00	
	48,900,000.00	10,421,288.92
	57,745,628.00	10,421,288.92

	34,344,493.95	110,445,639.82
	5,300,957.67	13,070,500.00
	81,660,802.65	57,894,908.42
		2,416,625.15
	121,306,254.27	183,827,673.39

☐ ☑

“ ”

“ ”

-30,803,428.36

56,302,035.31

321,995.37

“ ”

60,221,188.75	7.0288	423,282,691.49
7,560,022.53	8.2355	62,260,565.55
9,573,990.80	0.90322	8,647,419.97
26,962,302,923.00	0.00027	7,183,835.99
518.31	8.85116	4,587.64
13,752,632.00	1.61582	22,221,777.84
3,608,313.99	0.38988	1,406,809.46
188,965,190.- Ţ		

	70,203,399.86	7.0288	493,445,656.94
	22,304,101.94	8.2355	183,685,431.53
	5,283,921.40	0.90322	4,772,543.49
	63,034,682,393.00	0.00027	16,794,960.78
	6,993.96	8.85116	61,904.66
	2,156,547.77	8.2355	17,760,249.16

☐ ☑

☑ ☐

☐ ☑

☑ ☐

2,321,122.66

	25,322,544.91	46,631,467.65	0.00		17,759,990.19	14,495,483.10		39,698,539.27
	113,366,783.77	139,962,319.54	0.00		52,149,621.79	38,384,269.47		162,795,212.05

□ ☑

	5,434,800.00			55.20%	0.00%
	2,000,000.00		LED	100.00%	0.00%
	30,000,000.00			100.00%	0.00%
H&T Intelligent Control North America Ltd.	1,405,760.00			100.00%	0.00%
H&T Intelligent Control Europe S.r.l.	823,550.00			100.00%	0.00%

	20,000,000.00	0.00%	75.00%
	140,000,000.00	100.00%	0.00%
	20,000,000.00	100.00%	0.00%
	35,144,000.00	0.00%	100.00%
	10,000,000.00	100.00%	0.00%
( )	10,543,200.00	0.00%	75.00%
H&T (Vietnam) New Material Technology Company Limited	7,028,800.00	0.00%	75.00%
H&T Electronic Technology Mexico, S. de R.L. de C.V.	7,028,800.00	0.00%	100.00%
Het Intelligent Control Singapore Pte. Ltd.	3,514,400.00	0.00%	100.00%
( )	30,000,000.00		

	10,000,000.00				100.00%		
	20,000,000.00				60.00%		

	53.37%	61,050,314.73	0.00	795,339,558.58

	1,228,105,987.60	406,959,215.16	1,635,065,202.76	81,374,649.70	43,883,151.02	125,257,800.72	1,080,382,083.50	423,705,605.64	1,504,087,689.14	106,802,595.91	30,589,512.51	137,392,108.42

	404,622,960.22	117,109,847.25	116,208,144.23	-47,363,636.15	211,539,009.02	-31,117,893.52	-21,204,267.30	-47,571,089.62

□ ☑

□ ☑

☑ □

							/
	76,637,209.03	26,246,050.11	0.00	17,161,176.38	-1,671,594.70	87,393,677.46	
	0.00		0.00		0.00	0.00	
	76,637,209.03	26,246,050.11	0.00	17,161,176.38	-1,671,594.70	87,393,677.46	

☑ □

	51,106,984.70	81,120,182.92
	51,106,984.70	81,120,182.92

□ ☑

□ ☑

□ ☑

□ ☑

□ ☑

	--	--	--	--
	120,560,588.79			120,560,588.79
2	112,257,424.79			112,257,424.79
3	8,303,164.00			8,303,164.00
			2,174,232,818.20	2,174,232,818.20
	19,133.00			19,133.00
	19,133.00			19,133.00

			557,036,497.82	557,036,497.82
			323,338,244.82	323,338,244.82
	--	--	--	--

	12
	12
	12
)	

/

		4,629,724.40			8,465,855.84
		13,415.93			135,324.79

/

		23,251.37	333,754.34
		3,159,834.99	2,339,902.95
		43,228.32	0.00
		0.00	68,350.88
		0.00	127,717.24

	8,890,000.00	10,053,000.00

☑ □

	390,000.00	7,706,400.00			4,905,000.00	37,078,366.50	1,977,560.00	33,683,876.20
	390,000.00	7,706,400.00			4,905,000.00	37,078,366.50	1,977,560.00	33,683,876.20

☑ □

			7.5593 / 19.76 /	2023 2 13 2024 5 13 2025 4 21

☑ □

	1 <2022 > <2022 > 2022 2022 2022 2 2024 2024 2024

	2024 2024
	348,130,529.54
	21,749,438.32

□ ☑

☑ □

	9,463,857.19	
	2,557,405.00	
	4,530,849.67	
	5,197,326.46	
	21,749,438.32	

22 (2021 2.1)
100%

	2025	1,257,027.88	114,552.10
A	A≥Am		X=100%
	90%*Am≤A Am		X=90%
	80%*Am≤A 90%*Am		X=80%
	A≤80%*Am		X=0
B	B≥Bm		Y=100%
	90%*Bm≤B Bm		Y=90%
	80%*Bm≤B 90%*Bm		Y=80%
	B≤80%*Bm		Y=0
	X Y		

1	38,184,555.79	28,559,536.29
2	15,231,370.79	16,542,472.22
3	1,021,333.84	4,908,156.44
4	614,883.39	650,190.41
5	-	111,656.70
	55,052,143.81	50,772,012.06

10	92,089,158.50
10	2
	924,638,285 3,746,700 920,891,585 10 2 0

.	10,317,694,711.42	404,622,960.22		10,722,317,671.64
	10,317,694,711.42	404,622,960.22		10,722,317,671.64
.	9,614,046,127.91	300,297,722.83		9,914,343,850.74
.	142,327.26			142,327.26
.	-8,185,593.99	-861,965.35		-9,047,559.34
.	-23,137,566.14	3,931,492.61		-19,206,073.53
.	706,354,879.70	115,271,371.22		821,626,250.92
.	109,369,372.36	-1,838,476.03		107,530,896.33
.	596,985,507.34	117,109,847.25		714,095,354.59
.	13,030,689,122.58	1,635,065,202.76		14,665,754,325.34
.	7,072,640,836.84	125,257,800.72		7,197,898,637.56

1 1	2,711,414,322.48	2,743,647,112.41
1 2	525,988,411.73	499,064,024.41
2 3	60,123,540.24	26,886,020.08
3	7,341,079.46	4,010,685.97

3 4	6,350,949.49	3,020,556.00
4 5	0.00	96,975.29
5	990,129.97	893,154.68
	3,304,867,353.91	3,273,607,842.87

	4,558,702.93	0.14%	4,558,702.93	100.00%	0.00	835,927.09	0.03%	835,927.09	100.00%	0.00
	4,558,702.93	0.14%	4,558,702.93	100.00%	0.00	835,927.09	0.03%	835,927.09	100.00%	0.00
	3,300,308,650.98	99.86%	25,547,081.95	0.77%	3,274,761,569.03	3,272,771,915.78	99.97%	27,028,348.05	0.83%	3,245,743,567.73
							[redacted]			
	1,257,577,682.47	38.05%	25,547,081.95	2.03%	1,232,030,600.52	1,240,263,321.67	37.88%	27,028,348.05	2.18%	1,213,234,973.62
	2,042,730,968.51	61.81%		0.00%	2,042,730,968.51	2,032,50 [redacted]	62.09%			2,032,508,594.11
	3,304,867,353.91	100.00%	30,105,784.88	0.91%	3,274,761,569.03	[redacted] 7,842.87	100.00%	27,864,		

	3,300,308,650.98	25,547,081.95	0.77%
	3,300,308,650.98	25,547,081.95	

□ ☑

	835,927.09	3,722,775.84				4,558,702.93
	27,028,348.05	25,390,705.75	26,871,971.85			25,547,081.95
	27,864,275.14	29,113,481.59	26,871,971.85	0.00	0.00	30,105,784.88

	704,907,585.50		704,907,585.50	21.33%	0.00
	350,343,788.85		350,343,788.85	10.60%	0.00
	239,295,984.08		239,295,984.08	7.24%	0.00
	221,444,228.71		221,444,228.71	6.70%	4,428,884.58
	152,659,142.75		152,659,142.75	4.62%	0.00
	1,668,650,729.89		1,668,650,729.89	50.49%	4,428,884.58

	0.00	0.00
	36,128,800.00	0.00

	778,707,477.10	800,264,190.32
	814,836,277.10	800,264,190.32

□ ☑

	36,128,800.00	
	36,128,800.00	0.00

□ ☑

	948,221.61	1,247,706.30
	9,827,737.21	5,966,650.97
	771,194,134.81	797,522,279.22

	781,970,093.63	804,736,636.49

1			1	676,642,388.88	607,983,877.37
1	2			55,643,313.83	64,023,574.10
2	3			23,420,340.29	130,105,717.45
3				26,264,050.63	2,623,467.57
	3	4			

1		676,642,388.88	467,993.22	0.07%
1	2			

	100,167,101.42	1	12.81%	0.00
	91,175,106.77	1	11.66%	0.00
	69,796,121.99	1	8.93%	0.00
	42,901,258.87	1	5.49%	0.00
	558,548,625.88		71.44%	

	5,000,000.00				5,000,000.00	
	11,000,000.00			11,000,000.00		11,000,000.00
		2,000,000.00				2,000,000.00
		30,000,000.00				30,000,000.00
H&T Intelligent Control North America Ltd.	1,372,660.00				1,372,660.00	
H&T Intelligent Control Europe S.r.l.	1,556,330.00				1,556,330.00	
	100,000,000.00		2,000,000.00		102,000,000.00	
	10,000,000.00				10,000,000.00	
		8,500,000.00				8,500,000.00
	3,030,000.00				3,030,000.00	
	15,000,000.00				15,000,000.00	
	60,000,000.00		80,000,000.00		140,000,000.00	
	5,360,000.00				5,360,000.00	
	50,000,000.		229,000,00		279,000,00	

	00		0.00				0.00	
( )	29,997,000.00						29,997,000.00	
			1,000,000.00				1,000,000.00	
	1,288,105,711.10	40,500,000.00	312,000,000.00	0.00	11,000,000.00	0.00	1,589,105,711.10	51,500,000.00

	2,594,533.46				142,327.26						2,736,860.72	
		282,388.89										282,388.89
	2,594,533.46	282,388.89			142,327.26						2,736,860.72	282,388.89
	2,594,533.46	282,388.89			142,327.26						2,736,860.72	282,388.89

□ ☑

□ ☑

	6,303,116,549.78	5,311,059,975.66	6,254,042,969.26	5,283,384,529.87
	1,256,178,820.95	1,161,808,126.60	1,355,361,151.75	1,244,594,342.53

	7,559,295,370.73	6,472,868,102.26			0.00	0.00	7,559,295,370.73	6,472,868,102.26
	7,559,295,370.73	6,472,868,102.26			0.00	0.00	7,559,295,370.73	6,472,868,102.26

	36,350,800.00	14,784,810.80
	142,327.26	-499,486.96
		-714,794.08
	401,840.63	
	753,689.37	13,834.31
	3,159,717.23	6,676,487.51
	-12,316,102.92	-20,217,306.51
	-1,041,346.63	
	27,450,924.94	43,545.07

☑ □

	427,616.70	
	30,079,747.47	
	39,307,273.45	

ปั๊ม